

# Manitoba Archaeological Newsletter



UNIVERSITY OF  
MANITOBA

SEP 5 1996

SERIES 2 VOLUME 8 NUMBER 3 1996


LIBRARIES

ISSN 0844-5958

## UPPER FORT GARRY RESURFACES

by Sid Kroker  
*Quaternary Consultants Ltd.*

During the reconstruction of Main Street, as part of the overall Main/Norwood Bridge Project, remnants of the former administrative capital of Rupertsland were uncovered. As the upper layers of pavement, concrete, and gravel fill were stripped away, the footings (foundations would imply a more cohesive construction format than was present) of the outer perimeter of Upper Fort Garry were exposed. Initial work on the west side of Main Street exposed the footing of the original (1836) north wall—prior to the expansion caused by the stationing of the Sixth of Foot at the fort. Continued work on the east side of Main Street uncovered the footings of the northeast bastion, portions of the east wall, and portions of the south wall. In addition, traces of the footings of some of the buildings were present: the mens' residence, the recorder's residence, and the retail store.



Northeast Bastion of Upper Fort Garry.

Very few artifacts were present as these structural remnants were sub-surface when the fort was built. As a precaution for site drainage and frost heaving, the initial construction component was the excavation of a trench approximately one metre wide and one metre deep. This was filled with material and when the fill reached ground level, the limestone walls were built on top. Several different construction techniques have been noticed: the 1836 north wall trench was

filled with rounded river boulders and sand; the northeast bastion trench had irregular limestone blocks and sand; the north section of the east wall trench (for a distance of 5.5 metres from the bastion) was filled with laid and fitted limestone blocks; the east wall south of the laid limestone was filled with packed clay for a distance and then the trench disappeared; and the south wall trench was filled with irregular, but partially fitted limestone blocks. Footings for the buildings were either limestone chips (mens' residence and recorder's residence) or packed clay (retail store).

Many individuals and agencies play a part in the recovering, recording, and interpretation of heritage resources. Mr. Bernie Wolfe (Heritage Winnipeg) coordinated the media coverage; the contractor (JC Paving), engineering firm (DS-Lea Associates), and the client (City of Winnipeg, Streets and Transportation) arranged for a one-day cessation in order for the public to be able to view the

### IN THIS ISSUE:

- Upper Fort Garry Resurfaces 1
- Stone Knives 2
- 1996 Manitoba Archaeological Field School 3
- Archaeological Field School Enjoyed By All 4
- Manitou Mounds Project on Target 5
- Manitoba Archaeology Awareness 1996 5
- New Newsletter Editors 5
- MAS Journal Update 5
- Call For Papers 6
- MAS Annual General Meeting Notice 7
- Publication Notices 8
- MAS Membership News 8
- Conference Announcements 9

recoveries. Future interpretation of the recoveries will involve Heritage Winnipeg and Scatliff and Associates.

The intense media coverage provided a reminder to the average Manitoban, and the several tourists who stopped by to ask questions, about the fascinating history of the province that often lies forgotten beneath their feet. It also brought about one of the downsides to information dissemination—during one of the evenings that the site was left exposed, vandals dug into one of the features, scattering non-displayable artifacts (primarily window-pane and sawn cow bones) around.

## STONE KNIVES

by Martin Jalowica  
Taber, Alberta

I would like to respond to the article "Flin Flon Finds", published by John Corden in the March 1996 issue of the *Manitoba Archaeological Newsletter*.

I agree with John that the single-notched artifacts are most likely knives. The notching is easy enough to make if the manufacturer wanted or needed a second one. However, a second notch is often unnecessary and would only weaken the artifact at that point.

Knives were a much-needed tool and were made in a variety of shapes and sizes. I found a large one of Knife River Flint shaped like a dagger, with two notches to facilitate hafting. I also found a large, short knife, also with two notches that were not directly across from each other, but rather were offset. This would have put the blade at an angle to the handle.

In addition, I have recovered examples with single notches, as well as a large number of blades with no notching at all. These latter would not have been intended for use with a handle. Some of them fit neatly in the hand and appear to have been quite efficient. A projectile point or a suitable flake could also be used to skin and prepare small game. The short, single-notched knives were likely reflaked in order to sharpen them, and of course this made them smaller every time it was done.

The third artifact from the left in John Corden's photo (shown here as Fig. 1) is a broken knife that had been made to be fitted into a handle. This is a more elaborate version of a knife. I know this because I found one of these in good condition minus the handle on Red Deer Point, north of Winnipegosis, Manitoba. I was able to picture in my mind how the handle was made to fit (see Fig. 2). The same would apply to the smaller, single-notched knife. The notch is on the same side as the




Figure 1. Single-notched artifacts from the Swan River valley and one from GeMj-29 near Athapapuskow Lake (far right). Photo by John Corden, *Manitoba Archaeological Newsletter* Series 2, Vol. 8, No.1:2, 1996.

cutting edge. The opposite side was backed against p of the handle. It would likely have been cemented w hot pitch and bound with sinew.

My entire collection of Manitoba artifacts is in Archaeological Lab at the Fort Dauphin Museum. T knife blade I am referring to should be there. All pieces are catalogued, so they can be located q easily.

I feel that not enough information has been put out knives. They were such an important and essential p of every-day life.

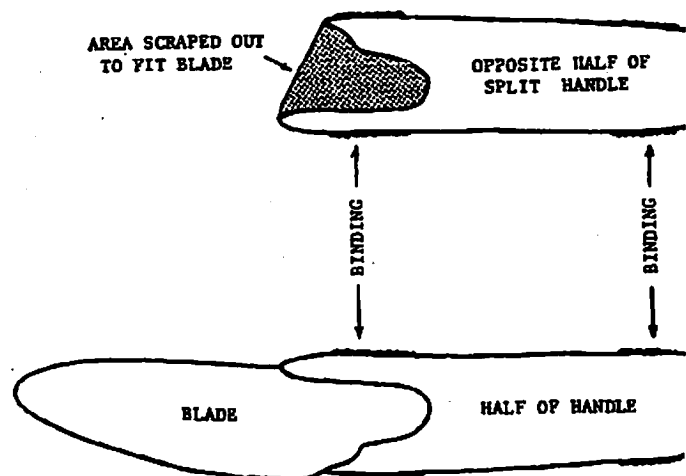


Figure 2. Hafting of single-notched knife. Drawing by Martin Jalowica.